

JAMMU AND KASHMIR PROJECTS CONSTRUCTION CORPORATION LIMITED
ABSTRACT SHOWING PHYSICAL AND FINANCIAL POSITION OF WORKS UNDER EXECUTION IN DISTRICT SRINAGAR
ENDING JULY, 2017 (07/2017)

Rs. in Lacs

S. No.	Name of Department	Number of Works	Estimated Cost	Funds Received					Value of Work Done			Balance Funds	Page No.
				Cum. Ending 03/2017	During 2017-18	Under Collection	Cum. Ending 07/2017	Total Funds Released	Cum. Ending 03/2017	During 2017-18	Cum. Ending 07/2017		
1	R&B Department Kashmir	16	18677.57	9622.90	850.00	0.00	10472.90	10472.90	10711.88	344.50	11056.38	8204.67	1-5
2	Irrigation & Flood Control Department	1	2056.32	7.50	540.00	0.00	547.50	547.50	6.00	219.00	225.00	1508.82	6
3	Education Department	3	2464.06	596.00	360.00	0.00	956.00	956.00	423.00	178.00	601.00	1508.06	7
4	Health Department	12	7814.46	3788.60	375.00	0.00	4163.60	4163.60	3701.81	197.00	3898.81	3650.86	8-10
5	SKIMS Soura	1	5334.00	808.94	87.00	0.00	895.94	895.94	981.63	0.00	981.63	4438.06	11
6	Stationary and Printing Department	2	1134.77	798.78	75.40	0.00	874.18	874.18	813.21	61.00	874.21	260.59	12
7	Tourism Department	2	2404.69	158.32	370.82	0.00	529.14	529.14	239.00	17.00	256.00	1875.55	13
8	Libraries Department	1	3215.00	2419.00	0.00	0.00	2419.00	2419.00	1560.00	165.00	1725.00	796.00	14
9	IMPA	1	1363.00	811.46	0.00	0.00	811.46	811.46	666.00	28.60	694.60	551.54	15
10	Revenue Department	1	1908.44	1715.00	0.00	0.00	1715.00	1715.00	1833.00	0.00	1833.00	193.44	16
11	Acadamey Art & Culture	2	9054.52	2117.00	0.00	0.00	2117.00	2117.00	2534.00	13.00	2547.00	6937.52	17
12	Public Service Commission	1	2659.46	2518.52	0.00	0.00	2518.52	2518.52	2428.24	8.00	2436.24	140.94	18
13	District Development Commissioner	6	1479.00	713.00	41.00	0.00	754.00	754.00	776.80	22.00	798.80	725.00	19
14	Social Welfare Department	2	1089.00	708.30	0.00	0.00	708.30	708.30	545.00	213.50	758.50	380.70	20

JAMMU AND KASHMIR PROJECTS CONSTRUCTION CORPORATION LIMITED
ABSTRACT SHOWING PHYSICAL AND FINANCIAL POSITION OF WORKS UNDER EXECUTION IN DISTRICT SRINAGAR
ENDING JULY, 2017 (07/2017)

Rs. in Lacs

S. No.	Name of Department	Number of Works	Estimated Cost	Funds Received					Value of Work Done			Balance Funds	Page No.
				Cum. Ending 03/2017	During 2017-18	<u>Under Collection</u>	Cum. Ending 07/2017	Total Funds Released	Cum. Ending 03/2017	During 2017-18	Cum. Ending 07/2017		
15	SKUAST	1	624.00	550.00	0.00	0.00	550.00	550.00	556.53	0.00	556.53	74.00	21
16	Estate Department	2	9936.19	2330.00	150.00	0.00	2480.00	2480.00	2501.00	25.00	2526.00	7456.19	22
17	Power Development Department	2	688.00	385.00	203.00	0.00	588.00	588.00	310.00	5.00	315.00	0.00	23
18	Power Development Corporation	1	4855.50	675.84	0.00	0.00	675.84	675.84	630.00	50.00	680.00	4179.66	24
19	Forest Department	1	570.00	352.38	0.00	0.00	352.38	352.38	196.00	26.50	222.50	217.62	25
20	Sports Department	1	382.57	0.00	95.50	0.00	95.50	95.50	0.00	0.00	0.00	287.07	26
	Grand Total	59	77710.55	31076.54	3147.72	0.00	34224.26	34224.26	31413.10	1573.10	32986.20	43386.29	

JAMMU AND KASHMIR PROJECTS CONSTRUCTION CORPORATION LIMITED

**ABSTRACT SHOWING PHYSICAL AND FINANCIAL POSITION OF WORKS UNDER EXECUTION IN DISTRICT SHOPIAN
ENDING JULY, 2017 (07/2017)**

Rs. in Lacs

S. No.	Name of Department	Number of Works	Estimated Cost	Funds Received					Value of Work Done			Balance Funds	Page No.
				Cum. Ending 03/2017	During 2017-18	<u>Under Collection</u>	Cum. Ending 07/2017	Total Funds Released	Cum. Ending 03/2017	During 2017-18	Cum. Ending 07/2017		
1	Education Department	1	52.06	43.99	0.00	<u>0.00</u>	43.99	43.99	48.00	0.00	48.00	8.07	1
2	Technical Education	1	1300.00	600.00	0.00	<u>0.00</u>	600.00	600.00	10.00	129.00	139.00	700.00	2
3	Health Department	2	3555.00	1852.50	600.00	<u>0.00</u>	2452.50	2452.50	2020.50	48.50	2069.00	1102.50	3
4	J.N.V	1	1725.00	598.72	0.00	0.00	598.72	598.72	810.50	0.00	810.50	1126.28	4
5	Revenue Department	1	4834.80	3463.30	82.00	149.62	3545.30	3694.92	3715.50	91.00	3806.50	1139.88	5-6
6	Horticulture Department	1	346.97	236.14	0.00	50.90	236.14	287.04	238.00	11.50	249.50	59.93	7
7	Khadi & Village Industries	1	69.76	20.00	33.13	0.00	53.13	53.13	9.00	25.00	34.00	16.63	8
8	Sports Department	1	382.57	0.00	95.50	0.00	95.50	95.50	0.00	0.00	0.00	287.07	9
	Grand Total	9	12266.16	6814.65	810.63	<u>200.52</u>	7625.28	7825.80	6851.50	305.00	7156.50	4440.36	

JAMMU AND KASHMIR PROJECTS CONSTRUCTION CORPORATION LIMITED
ABSTRACT SHOWING PHYSICAL AND FINANCIAL POSITION OF WORKS UNDER EXECUTION IN DISTRICT LEH
ENDING JULY, 2017 (07/2017)

Rs. in Lacs

S. No.	Name of Department	Number of Works	Estimated Cost	Funds Received					Value of Work Done			Balance Funds	Page No.
				Cum. Ending 03/2017	During 2017-18	<u>Under Collection</u>	Cum. Ending 07/2017	Total Funds Released	Cum. Ending 03/2017	During 2017-18	Cum. Ending 07/2017		
1	R&B Department	1	226.00	169.84	10.00	0.00	179.84	179.84	149.25	30.75	180.00	46.16	1
2	Tourism Department	1	3006.40	1144.47	30.00	0.00	1174.47	1174.47	1518.00	0.00	1518.00	1831.93	2
3	ERA Department	1	534.40	534.40	0.00	0.00	534.40	534.40	200.00	0.00	200.00	0.00	3
4	Education Department	1	1078.00	585.00	0.00	0.00	585.00	585.00	680.00	0.00	680.00	493.00	4
	Grand Total	4	4844.80	2433.71	40.00	<u>0.00</u>	2473.71	2473.71	2547.25	30.75	2578.00	2371.09	

JAMMU AND KASHMIR PROJECTS CONSTRUCTION CORPORATION LIMITED
STATEMENT SHOWING PHYSICAL AND FINANCIAL POSITION OF WORKS UNDER EXECUTION
IN KASHMIR DIVISION ENDING JULY, 2017 (07/2017)

Rs. in Lacs

S. No.	Name of the Work/ Project	Constituency	Salient Features	Estimated Cost	Reference to Cost Offer	Date of Start	Anticipated Date of Completion	Funds Received.			Value of Work Done.			Balance with Project Authority	Physical Status		
								Cum Ending 03/2017	During 2017-18	Under Collection	Cum. Endg. 07/2017	Total Funds Released	Cum Ending 03/2017			During 2017-18	Cum. Endg. 07/2017
1	2	3	4	5	6	7	8	9	10	11	12	13	14	15	16	17	18
ERA Department																	
1	Completion of 25 Mtr Span Steel Bridge at Tharomsa Pashkoum Kargil	Kargil	25 Mtr.	147.64		11-12	6-2017	147.64	0.00	<u>0.00</u>	147.64	147.64	129.00	0.00	129.00	0.00	Deck Slab Laid. Left side approach 90% completed.
	Total:-			147.64				147.64	0.00	<u>0.00</u>	147.64	147.64	129.00	0.00	129.00	0.00	

JAMMU AND KASHMIR PROJECTS CONSTRUCTION CORPORATION LIMITED
STATEMENT SHOWING PHYSICAL AND FINANCIAL POSITION OF WORKS UNDER EXECUTION
IN KASHMIR DIVISION ENDING JULY, 2017 (07/2017)

Rs. in Lacs

S. No.	Name of the Work/ Project	Constituency	Salient Features	Estimated Cost	Reference to Cost Offer	Date of Start	Anticipated Date of Completion	Funds Received.			Value of Work Done.			Balance with Project Authority	Physical Status		
								Cum Ending 03/2017	During 2017-18	Under Collection	Cum. Endg. 07/2017	Total Funds Released	Cum Ending 03/2017			During 2017-18	Cum. Endg. 07/2017
1	2	3	4	5	6	7	8	9	10	11	12	13	14	15	16	17	18

Higher Education Department

1	Degree College Zanaskar	Kargil		1048.00		May-14	Dec-17	585.00	0.00	0.00	585.00	585.00	600.00	0.00	600.00	463.00	Main Building:- Academic Block Ground Floor slab partly laid. Administrative Block upto lintel level. Compound Walling 100% completed.
	Total:-			1048.00				585.00	0.00	0.00	585.00	585.00	600.00	0.00	600.00	463.00	

JAMMU AND KASHMIR PROJECTS CONSTRUCTION CORPORATION LIMITED
STATEMENT SHOWING PHYSICAL AND FINANCIAL POSITION OF WORKS UNDER EXECUTION
IN KASHMIR DIVISION ENDING JULY, 2017 (07/2017)

Rs. in Lacs

S. No.	Name of the Work/ Project	Constituency	Salient Features	Estimated Cost	Reference to Cost Offer	Date of Start	Anticipated Date of Completion	Funds Received.			Value of Work Done.			Balance with Project Authority	Physical Status		
								Cum Ending 03/2017	During 2017-18	Under Collection	Cum. Endg. 07/2017	Total Funds Released	Cum Ending 03/2017			During 2017-18	Cum. Endg. 07/2017
1	2	3	4	5	6	7	8	9	10	11	12	13	14	15	16	17	18

SPORTS DEPARTMENT

1	Multipurpose Indoor Sports Hall at Kargil (Under PMDP)	Kargil		382.57				0.00	95.50	0.00	95.50	95.50	0.00	0.00	0.00	287.07	Land available and identified by DDC inside Council Secretariate Premises.
	Total			382.57				0.00	95.50	0.00	95.50	95.50	0.00	0.00	0.00	287.07	

JAMMU AND KASHMIR PROJECTS CONSTRUCTION CORPORATION LIMITED
GENERAL ABSTRACT SHOWING PHYSICAL AND FINANCIAL POSITION OF WORKS UNDER EXECUTION IN KASHMIR DIVISION
ENDING JUNE, 2017 (06/2017)

Rs. in Lacs

S. No.	Name of Department	Number of Works	Estimated Cost	Funds Received					Value of Work Done			Balance Funds
				Cum. Ending 03/2017	During 2017-18	<u>Under Collection</u>	Cum. Ending 06/2017	Total Funds Released	Cum. Ending 03/2017	During 2017-18	Cum. Ending 06/2017	
1	R&B Department Kashmir	65	57778.48	25677.45	2601.29	100.00	28283.74	28383.74	26369.75	1522.04	27891.79	29394.74
2	Education Department	29	23416.55	14423.09	797.50	0.00	15220.59	15220.59	13550.13	1769.97	15320.10	8195.96
3	Technical Education	4	6879.47	3500.00	0.00	0.00	3500.00	3500.00	3460.00	129.00	3589.00	3379.47
4	Health Department	50	87567.20	34619.17	4797.28	1400.00	39416.45	40816.45	35176.31	2118.00	37294.31	46750.75
5	SKIMS	1	5334.00	808.94	87.00	<u>0.00</u>	895.94	895.94	981.63	0.00	981.63	4438.06
6	Stationary and Printing	2	1134.77	798.78	75.40	<u>0.00</u>	874.18	874.18	813.21	61.00	874.21	260.59
7	Tourism Department	7	8541.57	1997.79	775.12	0.00	2772.91	2772.91	2438.00	94.00	2532.00	5768.66
8	Libraries Department	1	3215.00	2419.00	0.00	<u>0.00</u>	2419.00	2419.00	1560.00	165.00	1725.00	796.00
9	IMPA	1	1363.00	811.46	0.00	<u>0.00</u>	811.46	811.46	666.00	28.60	694.60	551.54
10	Revenue Department	11	16921.49	9344.92	227.88	149.62	9572.80	9722.42	9496.23	237.00	9733.23	7201.58
11	Social Welfare Department	5	1905.35	793.42	4.88	0.00	798.30	798.30	555.00	236.50	791.50	1107.05
12	Acadamy Art & Culture	2	9054.52	2117.00	0.00	<u>0.00</u>	2117.00	2117.00	2534.00	13.00	2547.00	6937.52
13	Public Service Commission	1	2659.46	2518.52	0.00	<u>0.00</u>	2518.52	2518.52	2428.24	8.00	2436.24	140.94
14	Rural Development Deptt.	5	3205.39	809.98	0.00	1153.06	809.98	1963.04	462.25	273.00	735.25	1242.35
15	JNV	3	4161.09	1814.27	0.00	0.00	1814.27	1814.27	2490.40	0.50	2490.90	2346.82
16	Housing Department	5	4268.85	1483.30	691.86	0.00	2175.16	2175.16	1979.45	68.00	2047.45	2093.69
17	Border Security Forces	3	1804.87	680.70	88.35	<u>0.00</u>	769.05	769.05	1016.30	19.00	1035.30	1035.82
18	Irrigation & Flood Control	2	3529.48	375.00	540.00	0.00	915.00	915.00	6.00	322.00	328.00	2614.48
19	Youth Services & Sports	8	5968.75	2292.59	707.00	0.00	2999.59	2999.59	2290.07	86.50	2376.57	2969.16
20	District Development Commissioner	13	2130.37	1242.68	91.00	0.00	1333.68	1333.68	1217.54	39.00	1256.54	796.69

JAMMU AND KASHMIR PROJECTS CONSTRUCTION CORPORATION LIMITED
GENERAL ABSTRACT SHOWING PHYSICAL AND FINANCIAL POSITION OF WORKS UNDER EXECUTION IN KASHMIR DIVISION
ENDING JUNE, 2017 (06/2017)

Rs. in Lacs

S. No.	Name of Department	Number of Works	Estimated Cost	Funds Received					Value of Work Done			Balance Funds
				Cum. Ending 03/2017	During 2017-18	<u>Under Collection</u>	Cum. Ending 06/2017	Total Funds Released	Cum. Ending 03/2017	During 2017-18	Cum. Ending 06/2017	
21	SKUAST	1	624.00	550.00	0.00	<u>0.00</u>	550.00	550.00	556.53	0.00	556.53	74.00
22	Estate Department	2	9936.19	2330.00	150.00	<u>0.00</u>	2480.00	2480.00	2501.00	25.00	2526.00	7456.19
23	Power Development Deptt.	2	688.00	385.00	203.00	<u>0.00</u>	588.00	588.00	310.00	5.00	315.00	0.00
24	ERA	2	682.04	682.04	0.00	0.00	682.04	682.04	329.00	0.00	329.00	0.00
25	Wakf Board	1	376.79	200.00	0.00	0.00	200.00	200.00	232.00	13.00	245.00	176.79
26	Power Development Corp.	1	4855.50	675.84	0.00	0.00	675.84	675.84	630.00	50.00	680.00	4179.66
27	Forest Department	1	570.00	352.38	0.00	<u>0.00</u>	352.38	352.38	196.00	26.50	222.50	217.62
28	Horticulture Department	1	346.97	236.14	0.00	<u>50.90</u>	236.14	287.04	238.00	11.50	249.50	59.93
29	Khadi & Village Industries	1	69.76	20.00	33.13	<u>0.00</u>	53.13	53.13	9.00	25.00	34.00	16.63
30	Relief & Rehabilitation	2	17583.00	1500.00	0.00	0.00	1500.00	1500.00	1589.00	748.20	2337.20	16083.00
31	Consumer Affairs & Public Distribution Deptt.	1	538.66	340.94	0.00	<u>0.00</u>	340.94	340.94	410.00	0.00	410.00	197.72
	Grand Total	233	287110.57	115800.40	11870.69	<u>2853.58</u>	127676.09	130529.67	116491.04	8094.31	124585.35	156483.41

JAMMU AND KASHMIR PROJECTS CONSTRUCTION CORPORATION LIMITED
ABSTRACT SHOWING PHYSICAL AND FINANCIAL POSITION OF WORKS UNDER EXECUTION IN DISTRICT BUDGAM
ENDING JULY, 2017 (07/2017)

Rs. in Lacs

S. No.	Name of Department	Number of Works	Estimated Cost	Funds Received					Value of Work Done			Balance Funds	Page No.
				Cum. Ending 03/2017	During 2017-18	<u>Under Collection</u>	Cum. Ending 07/2017	Total Funds Released	Cum. Ending 03/2017	During 2017-18	Cum. Ending 07/2017		
1	R&B Department	6	3719.16	2921.30	5.00	0.00	2926.30	2926.30	2884.83	80.00	2964.83	792.86	1-2
2	Technical Education	1	1858.44	1300.00	0.00	0.00	1300.00	1300.00	1540.00	0.00	1540.00	558.44	3
3	Health Department	5	4268.85	1483.30	691.86	0.00	2175.16	2175.16	1979.45	68.00	2047.45	2093.69	4-5
4	Housing Department	1	3834.53	2482.00	250.00	0.00	2732.00	2732.00	2768.18	87.00	2855.18	1102.53	6
5	Border Security Forces	3	1804.87	680.70	88.35	0.00	769.05	769.05	1016.30	19.00	1035.30	1035.82	7
6	Rural Development Department	3	2341.75	649.69	0.00	494.76	649.69	1144.45	272.25	178.00	450.25	1197.30	8
7	Relief & Rehabilitation Department	1	2464.00	750.00	0.00	0.00	750.00	750.00	759.00	348.20	1107.20	1714.00	9
8	Social Welfare Department	1	280.45	70.12	4.88	0.00	75.00	75.00	10.00	23.00	33.00	205.45	10
9	Sports Department	1	382.57	0.00	95.50	0.00	95.50	95.50	0.00	0.00	0.00	287.07	11
	Grand Total	16	17235.46	7415.81	1130.59	<u>494.76</u>	8546.40	9041.16	8345.18	723.20	9068.38	8194.30	

JAMMU AND KASHMIR PROJECTS CONSTRUCTION CORPORATION LIMITED
ABSTRACT SHOWING PHYSICAL AND FINANCIAL POSITION OF WORKS UNDER EXECUTION IN DISTRICT ANANTNAG
ENDING JULY, 2017 (07/2017)

Rs. in Lacs

S. No.	Name of Department	Number of Works	Estimated Cost	Funds Received					Value of Work Done			Balance Funds	Page No.
				Cum. Ending 03/2017	During 2017-18	<u>Under Collection</u>	Cum. Ending 07/2017	Total Funds Released	Cum. Ending 03/2017	During 2017-18	Cum. Ending 07/2017		
1	R&B Department Kashmir	3	1636.00	1219.03	0.00	100.00	1219.03	1319.03	1267.00	125.30	1392.30	316.97	1-2
2	Education Department	7	3134.63	2355.00	195.50	0.00	2550.50	2550.50	2208.09	474.97	2683.06	584.13	3-4
3	Health Department	6	22686.00	6198.58	64.61	1400.00	6263.19	7663.19	6209.10	575.00	6784.10	15022.81	5-7
4	Wakf Board	1	376.79	200.00	0.00	0.00	200.00	200.00	232.00	13.00	245.00	176.79	8
5	Social Welfare Department	1	210.90	5.00	0.00	0.00	5.00	5.00	0.00	0.00	0.00	205.90	9
6	Revenue Department	1	216.75	0.00	54.19	0.00	54.19	54.19	0.00	10.00	10.00	162.56	10
7	Tourism Department	1	1373.30	0.00	274.66	0.00	274.66	274.66	0.00	10.00	10.00	1098.64	11
	Grand Total	20	29634.37	9977.61	588.96	1500.00	10566.57	12066.57	9916.19	1208.27	11124.46	17567.80	

JAMMU AND KASHMIR PROJECTS CONSTRUCTION CORPORATION LIMITED
ABSTRACT SHOWING PHYSICAL AND FINANCIAL POSITION OF WORKS UNDER EXECUTION IN DISTRICT KULGAM
ENDING JULY, 2017 (07/2017)

Rs. in Lacs

S. No.	Name of Department	Number of Works	Estimated Cost	Funds Received					Value of Work Done			Balance Funds	Page No.
				Cum. Ending 03/2017	During 2017-18	<u>Under Collection</u>	Cum. Ending 07/2017	Total Funds Released	Cum. Ending 03/2017	During 2017-18	Cum. Ending 07/2017		
1	R&B Department	4	3654.82	1618.49	131.37	0.00	1749.86	1749.86	1483.66	138.00	1621.66	1904.96	1-2
2	Education Department	2	840.11	739.04	0.00	0.00	739.04	739.04	797.44	0.00	797.44	101.07	3
3	Health Department	7	8341.56	5171.80	350.00	0.00	5521.80	5521.80	4369.10	57.00	4426.10	2819.76	4-6
4	Revenue Department	5	5427.75	3866.62	0.00	0.00	3866.62	3866.62	3355.73	136.00	3491.73	1563.64	7-10
5	Relief & Rehabilitation Department	1	15119.00	750.00	0.00	0.00	750.00	750.00	830.00	400.00	1230.00	14369.00	11
	Grand Total	19	33383.24	12145.95	481.37	0.00	12627.32	12627.32	10835.93	731.00	11566.93	20758.43	

arv+A1

DISTRICT BARAMULLA

JAMMU AND KASHMIR PROJECTS CONSTRUCTION CORPORATION LIMITED
STATEMENT SHOWING PHYSICAL AND FINANCIAL POSITION OF WORKS UNDER EXECUTION
IN KASHMIR DIVISION ENDING JULY, 2017 (07/2017)

Rs. in Lacs

S. No.	Name of the Work/ Project	Constituen cy	Salient Features	Estimated Cost	Referenc e to Cost Offer	Date of Start	Anticipated Date of Completion	Funds Received.					Value of Work Done.			Balance with Project Authority	Physical Status
								Cum Ending 03/2017	During 2017-18	Under Collection	Cum. Endg. 07/2017	Total Funds Released	Cum Ending 03/2017	During 2017-18	Cum. Endg. 07/2017		
1	2	3	4	5	6	7	8	9	10	11	12	13	14	15	16	17	18
R & B DEPARTMENT																	
1	Foot Bridge at Seer Jagir, Sopore (State Sector)	Sangrama	150 Mtr. Long. 5 Spans	592.48	To CE (R&B) vide No. 5726-28 Dt: 23-10-2009	5/2007	12/2017	194.98	0.00	<u>0.00</u>	194.98	194.98	180.00	10.00	190.00	397.50	Piling completed at both abutment locations and at Pier P1 & P4 locations. Pile cap for abutments & for pier P1 completed. Concreting of shaft for P-1 completed upto 1.20 meters Island for P-2 & P3 locations constructed but (80%) washed away by floods.
2	Jetty Bridge S.S = 619.75 CRF = 2423.00	Baramulla	262 Mtr. Double Lane PSC Bridge	3042.75		3/2002	12/2018	619.75	157.50	<u>0.00</u>	777.25	777.25	677.63	23.49	701.12	2265.50	Pile work completed on Both sides. Casting of piers P-1 & P-2 95% completed. Sinking in progress. Casting / Sinking of pier P-3 and P-4 60% completed.
3	Julla Bridge Uri S.S = 78.00 CRF = 752.00	Uri	70 Mtr. Single Lane Trussed Girder Bridge	830.00	CE (R&B) vide No: PS/MD/ 6388-96 dated 20/02/ 2017 for CRF Cost	3/2011	Sep-17	78.00	0.00	<u>0.00</u>	78.00	78.00	249.00	0.00	249.00	752.00	Left side abutment completed up to cap level. Pier completed up to cap level. Right side abutment :-Raft Completed. Approach road completed & functional for carriage of material.
4	Doabagh Darpora Bridge S.S = 75.12 CRF = 1160.00	Rafiabad	132.50 Mtr. Three Spans	1235.12		2/2013	Dec-18	75.12	50.00	<u>0.00</u>	125.12	125.12	60.00	0.00	60.00	1110.00	Piling on right side abutment completed. Load test pile left side completed.

DISTRICT BARAMULLA

JAMMU AND KASHMIR PROJECTS CONSTRUCTION CORPORATION LIMITED
STATEMENT SHOWING PHYSICAL AND FINANCIAL POSITION OF WORKS UNDER EXECUTION
IN KASHMIR DIVISION ENDING JULY, 2017 (07/2017)

Rs. in Lacs

S. No.	Name of the Work/ Project	Constituency	Salient Features	Estimated Cost	Reference to Cost Offer	Date of Start	Anticipated Date of Completion	Funds Received.					Value of Work Done.			Balance with Project Authority	Physical Status
								Cum Ending 03/2017	During 2017-18	Under Collection	Cum. Endg. 07/2017	Total Funds Released	Cum Ending 03/2017	During 2017-18	Cum. Endg. 07/2017		
1	2	3	4	5	6	7	8	9	10	11	12	13	14	15	16	17	18
5 (a)	Hardbani Kunzer Bridge (Under NABARD)	Tangmargh	100 Mtr. Steel Girder	550.00		6/2010		495.00	0.00	0.00	495.00	495.00	530.00	5.00	535.00	55.00	Deck slab casted
(b)	Additional 100 Mtr. Span Hardbani Kunzer Bridge (Under SDRF)	Tangmargh	100 Mtr.	573.68		9/2015	Dec-17	573.68	0.00	0.00	573.68	573.68	110.00	50.00	160.00	0.00	Abutment cap completed.
6	Peerina Bridge at Boniyar Uri (Under NABARD)	Uri	Single Lane 68 Mtr Span Steel Trussed	492.51	To CE (R&B) vide No. 11457-61 Dt: 01-03-11	9/2010	Jul-17	484.62	0.00	0.00	484.62	484.62	454.00	10.00	464.00	7.89	Fabrication & Launching of steel girders in progress. Construction of retaining walls above cap level in progress.
7	Mazbugh Bridge over Nallah Phuroo (Under NABARD)	Rafiabad	86 Mtr. long 2 Span 5.50 Mtr. Carriage way 0.85 Mtr. Footpath on either sides.	709.00	To CE (R&B) vide No. 533-36 Dt: 15-04-2013	4/2012	Dec-18	238.18	45.26	0.00	283.44	283.44	205.00	45.00	250.00	425.56	Pile work on both sides completed. Pile cap on L/s completed. Sinking of wells in progress.
8	Mehrajpora Bridge (District Sector Under SADP) Sanctioned cost = 911.40 Lacs	Sopore	205 Mtr. length Four Spans	2004.00		2/2013	Dec-18	325.00	0.00	0.00	325.00	325.00	300.00	0.00	300.00	1679.00	Working piles on both sides completed Islands P-1 P-3 & P-4 completed. Concerting of well curb for P-4 & Well sinking upto 1.20 Mtr. Completed. Concreting of Well Curb for P-1 completed and lifts in progress.
TOTAL				10029.54				3084.33	252.76	0.00	3337.09	3337.09	2765.63	143.49	2909.12	6692.45	

DISTRICT BARAMULLA

JAMMU AND KASHMIR PROJECTS CONSTRUCTION CORPORATION LIMITED
STATEMENT SHOWING PHYSICAL AND FINANCIAL POSITION OF WORKS UNDER EXECUTION
IN KASHMIR DIVISION ENDING JULY, 2017 (07/2017)

Rs. in Lacs

S. No.	Name of the Work/ Project	Constituency	Salient Features	Estimated Cost	Reference to Cost Offer	Date of Start	Anticipated Date of Completion	Funds Received.					Value of Work Done.			Balance with Project Authority	Physical Status
								Cum Ending 03/2017	During 2017-18	Under Collection	Cum. Endg. 07/2017	Total Funds Released	Cum Ending 03/2017	During 2017-18	Cum. Endg. 07/2017		
1	2	3	4	5	6	7	8	9	10	11	12	13	14	15	16	17	18
EDUCATION DEPARTMENT																	
1	Degree College Uri.	Uri		1238.40	Director Colleges vide No:- 2498-2502 dated 27-06-2013	May-08	completed	979.81	0.00	0.00	979.81	979.81	1202.00	0.00	1202.00	258.59	Main building completed & functional. Ancillary items completed except Bore Well. Retaining walls 95% completed. Remaining is pending due to land dispute
2	Walling Women's Degree College, Sopore			35.00		Mar-12	Mar-17	34.32	0.00	0.00	34.32	34.32	32.00	0.00	32.00	0.68	Walling nearing completion.
3	Refurnishing of Science Laboratories & 2 No. Basket Ball Courts at Govt. Degree College for Boys at Sopore	Sopore		113.40	Director Colleges vide No:- 11045-48 dated 12-02-2014	Jun-14	Jun-17	46.76	0.00	0.00	46.76	46.76	75.00	0.00	75.00	66.64	Tiling to Science Labs completed. Basket Ball Court Earth work completed and mud mate in progress.
(b)	Repairing of Geo-Science Block at Govt. Degree College for Boys at Sopore	Sopore		14.33	Dev. Commissioner (W) vide No:- 6982-85 dated 18-12-2014	Feb-15	May-17	5.72	0.00	0.00	5.72	5.72	8.60	0.00	8.60	8.61	Chemistry / Botany Block rough ceiling completed.
4	Media Block Degree College at Baramulla	Baramulla		587.00		Nov-14	Dec-17	20.00	0.00	0.00	20.00	20.00	15.00	0.00	15.00	567.00	Platform cutting in progress.
5	Walling around Girls Hostel & Staff Quarters at Govt. Degree College Baramulla	Baramulla		43.60		Sep-15	Apr-16	33.00	0.00	0.00	33.00	33.00	20.00	13.00	33.00	10.60	Walling completed for girls Hostel. Walling around staff Qtrs. 90% completed.
	TOTAL			2031.73				1119.61	0.00	0.00	1119.61	1119.61	1352.60	13.00	1365.60	912.12	

DISTRICT BARAMULLA

JAMMU AND KASHMIR PROJECTS CONSTRUCTION CORPORATION LIMITED
STATEMENT SHOWING PHYSICAL AND FINANCIAL POSITION OF WORKS UNDER EXECUTION
IN KASHMIR DIVISION ENDING JULY, 2017 (07/2017)

Rs. in Lacs

S. No.	Name of the Work/ Project	Constituency	Salient Features	Estimated Cost	Reference to Cost Offer	Date of Start	Anticipated Date of Completion	Funds Received.					Value of Work Done.			Balance with Project Authority	Physical Status
								Cum Ending 03/2017	During 2017-18	Under Collection	Cum. Endg. 07/2017	Total Funds Released	Cum Ending 03/2017	During 2017-18	Cum. Endg. 07/2017		
1	2	3	4	5	6	7	8	9	10	11	12	13	14	15	16	17	18
Health & Medical Education Department.																	
1	Sub- Distt. Hospital Sopore.	Sopore	Balance work of sub-distt. Hospital and extension complex for 200 beds hospital and Allied services/ works.	5696.00	To Dir. Health Services vide No:- 1249-54 dated 24-05-2016	Dec-95	IPD Block completed on 03/2013 Balance work 12/2018	3235.00	0.00	0.00	3235.00	3235.00	3725.00	0.00	3725.00	2461.00	<p>OPD Block:- Completed & handedover.</p> <p>IPD Block:- Main Building Completed & handedover.</p> <p>OT Block:- Roofing completed. Internal & External finishing in progress.</p> <p>Kitchen Block: Roofing completed. Internal & External finishing in progress.</p> <p>Garage, Generator Shed & AVR Completed.</p> <p>Medical Supdt. Qtr. completed & handed over.</p> <p>Nursing Hostel 2nd Floor slab laid.</p> <p>Service Block: Truss work & finishing in progress.</p> <p>Ramp Block & Doctor's Qtr. Truss work & finishing in progress.</p>
2	Distt. Hospital Baramulla, OPD/ Casualty Block under Phase-I	Baramulla	300 bed D. H complex in phases under phase 1- construction of 2 storeyed OPD/ casualty block .	6589.00	To Dir. Health Services vide No:- 6586-93 dt:- 16-1-08	Apr-96	Phase 1st Sep,2013 Phase 2nd 12/2018	4706.90	400.00	0.00	5106.90	5106.90	4995.00	50.00	5045.00	1482.10	<p>OPD Block, Diagnostic Block & IPD Block completed & inaugurated in the year 2013.</p> <p>1). Block G:- Raised up to roof level and internal finishing in progress</p> <p>2) Staff Qtrs : a), M.O's Qtrs :- Two buildings completed. b). PM's Qtr:- Super structure raised for two blocks & internal finishing in progress.</p> <p>3). Gynie Block: Foundation work in progress.Excavation & Mud mate completed.</p> <p>4). OT Block :- Raised upto roof level. Truss work & finishing in progress.</p> <p>5. Ramp Block :- Foundation work completed.</p>

DISTRICT BARAMULLA

JAMMU AND KASHMIR PROJECTS CONSTRUCTION CORPORATION LIMITED
STATEMENT SHOWING PHYSICAL AND FINANCIAL POSITION OF WORKS UNDER EXECUTION
IN KASHMIR DIVISION ENDING JULY, 2017 (07/2017)

Rs. in Lacs

S. No.	Name of the Work/ Project	Constituency	Salient Features	Estimated Cost	Reference to Cost Offer	Date of Start	Anticipated Date of Completion	Funds Received.					Value of Work Done.			Balance with Project Authority	Physical Status
								Cum Ending 03/2017	During 2017-18	Under Collection	Cum. Endg. 07/2017	Total Funds Released	Cum Ending 03/2017	During 2017-18	Cum. Endg. 07/2017		
1	2	3	4	5	6	7	8	9	10	11	12	13	14	15	16	17	18
3	Medical College at Baramulla	Baramulla	Medical College 100 Admissions, Hostel Block & Up-gradation of Teaching Block	13900.00		Nov-16	Nov-21	701.00	865.81	0.00	1566.81	1566.81	450.00	550.00	1000.00	12333.19	Academic Block:- Plinth beams in progress Boys Hostel:- Foundation in progress. Girls Hostel:- Foundation in progress. Professors Qtr.:- Foundation in progress.
Total				26185.00				8642.90	1265.81	0.00	9908.71	9908.71	9170.00	600.00	9770.00	16276.29	
Primary Health Centres																	
1	PHC Tujjar Sharief	Sopore	Main Building- 2 Storey. GAZETTE d Staff Quarter- 3 Storey, Paramedical staff Quarter- 3 Storey.	200.44	Vide No: 7621-24 dt:- 12-2-08	Nov-03		151.43	0.00	0.00	151.43	151.43	160.00	0.00	160.00	49.01	Main Building handedover & functional. Doctor Qtr. G.F slab laid. Raising of F/F in progress. Paramedical Qtr. Plinth completed. Ground floor in progress. Further work suspended due to non availability of balance funds.
Total				200.44				151.43	0.00	0.00	151.43	151.43	160.00	0.00	160.00	49.01	
GRAND TOTAL				26385.44				8794.33	1265.81	0.00	#####	10060.14	9330.00	600.00	9930.00	16325.30	

DISTRICT BARAMULLA

JAMMU AND KASHMIR PROJECTS CONSTRUCTION CORPORATION LIMITED
STATEMENT SHOWING PHYSICAL AND FINANCIAL POSITION OF WORKS UNDER EXECUTION
IN KASHMIR DIVISION ENDING JULY, 2017 (07/2017)

Rs. in Lacs

S. No.	Name of the Work/ Project	Constituency	Salient Features	Estimated Cost	Reference to Cost Offer	Date of Start	Anticipated Date of Completion	Funds Received.			Value of Work Done.			Balance with Project Authority	Physical Status		
								Cum Ending 03/2017	During 2017-18	Under Collection	Cum. Endg. 07/2017	Total Funds Released	Cum Ending 03/2017			During 2017-18	Cum. Endg. 07/2017
1	2	3	4	5	6	7	8	9	10	11	12	13	14	15	16	17	18

Revenue Department

1	Mini Sectt. at Tangmargh	Tangmarg		4167.00	C.E (R&B) vide No:- 5769-73 Dt. 04-10-2011	Jul-11	Dec-17	300.00	0.00	<u>0.00</u>	300.00	300.00	592.00	0.00	592.00	3867.00	Building upto F/F slab level for Block A1, C2 100% & Block A2 95% completed. Block C1 90% completed. Work hampered due to non-availability of funds.
2	Tehsil Office at Kreeri Baramulla			216.75				0.00	54.19	<u>0.00</u>	54.19	54.19	0.00	0.00	0.00	162.56	Land not identified.
3	Inspection Hut at Kandi Shrenz Baramulla			150.00				0.00	37.50	<u>0.00</u>	37.50	37.50	0.00	0.00	0.00	112.50	Land identified work being started.
	TOTAL			4533.75				300.00	91.69	0.00	391.69	391.69	592.00	0.00	592.00	4142.06	

DISTRICT BARAMULLA

JAMMU AND KASHMIR PROJECTS CONSTRUCTION CORPORATION LIMITED
 STATEMENT SHOWING PHYSICAL AND FINANCIAL POSITION OF WORKS UNDER EXECUTION
 IN KASHMIR DIVISION ENDING JULY, 2017 (07/2017)

Rs. in Lacs

S. No.	Name of the Work/ Project	Constituency	Salient Features	Estimated Cost	Reference to Cost Offer	Date of Start	Anticipated Date of Completion	Funds Received.					Value of Work Done.			Balance with Project Authority	Physical Status
								Cum Ending 03/2017	During 2017-18	Under Collection	Cum. Endg. 07/2017	Total Funds Released	Cum Ending 03/2017	During 2017-18	Cum. Endg. 07/2017		
1	2	3	4	5	6	7	8	9	10	11	12	13	14	15	16	17	18

Sports Department

1	Multipurpose Indoor Sports Hall at Mir Gund Pattan Baramulla (Under PMDP)	Pattan		382.57				0.00	95.50	<u>0.00</u>	95.50	95.50	0.00	0.00	0.00	287.07	Site changed to Hr. Secondary School Mir Gund. Soil investigation done bearing capacity less than 4 M.T Revised DPR under Process.
TOTAL				382.57				0.00	95.50	<u>0.00</u>	95.50	95.50	0.00	0.00	0.00	287.07	

DISTRICT BARAMULLA


JAMMU AND KASHMIR PROJECTS CONSTRUCTION CORPORATION LIMITED
STATEMENT SHOWING PHYSICAL AND FINANCIAL POSITION OF WORKS UNDER EXECUTION
IN KASHMIR DIVISION ENDING JULY, 2017 (07/2017)


Rs. in Lacs


S. No.	Name of the Work/ Project	Constituency	Salient Features	Estimated Cost	Reference to Cost Offer	Date of Start	Anticipated Date of Completion	Funds Received.					Value of Work Done.			Balance with Project Authority	Physical Status
								Cum Ending 03/2017	During 2017-18	Under Collection	Cum. Endg. 07/2017	Total Funds Released	Cum Ending 03/2017	During 2017-18	Cum. Endg. 07/2017		
1	2	3	4	5	6	7	8	9	10	11	12	13	14	15	16	17	18



TOURISM DEPARTMENT

1	Facilitation Centre at Salamabad Uri	Uri		863.00		Jul-17	Mar-19	0.00	75.00	0.00	75.00	75.00	0.00	25.00	25.00	788.00	Foundation of Guest House Cum Restaurant in progress.
	Total			863.00				0.00	75.00	0.00	75.00	75.00	0.00	25.00	25.00	788.00	









JAMMU AND KASHMIR PROJECTS CONSTRUCTION CORPORATION LIMITED

**ABSTRACT SHOWING PHYSICAL AND FINANCIAL POSITION OF WORKS UNDER EXECUTION IN DISTRICT BANDIPORA
ENDING JULY, 2017 (07/2017)**

Rs. in Lacs

S. No.	Name of Department	Number of Works	Estimated Cost	Funds Received					Value of Work Done			Balance Funds	Page No.
				Cum. Ending 03/2017	During 2017-18	<u>Under Collection</u>	Cum. Ending 07/2017	Total Funds Released	Cum. Ending 03/2017	During 2017-18	Cum. Ending 07/2017		
1	R&B Department	2	663.74	577.57	10.00	0.00	587.57	587.57	590.00	10.00	600.00	76.17	1
2	Education Department	3	4132.12	3400.95	88.00	0.00	3488.95	3488.95	3156.00	189.00	3345.00	643.17	2
3	Health Department	1	200.44	197.43	0.00	0.00	197.43	197.43	183.00	0.00	183.00	3.01	3
4	Technical Education Deptt.	1	1858.71	800.00	0.00	0.00	800.00	800.00	990.00	0.00	990.00	1058.71	4
	Grand Total	7	6855.01	4975.95	98.00	<u>0.00</u>	5073.95	5073.95	4919.00	199.00	5118.00	1781.06	

JAMMU AND KASHMIR PROJECTS CONSTRUCTION CORPORATION LIMITED
ABSTRACT SHOWING PHYSICAL AND FINANCIAL POSITION OF WORKS UNDER EXECUTION IN DISTRICT KUPWARA
ENDING JULY, 2017 (07/2017)

Rs. in Lacs

S. No.	Name of Department	Number of Works	Estimated Cost	Funds Received					Value of Work Done			Balance Funds	Page No.
				Cum. Ending 03/2017	During 2017-18	Under Collection	Cum. Ending 07/2017	Total Funds Released	Cum. Ending 03/2017	During 2017-18	Cum. Ending 07/2017		
1	R&B Department	16	9463.89	4074.27	215.00	0.00	4294.27	4294.27	3833.50	297.00	4130.50	5169.62	1-4
2	Education Department	4	4818.74	3225.00	67.00	0.00	3292.00	3292.00	2790.00	550.00	3340.00	1526.74	5
3	Technical Education	1	1862.32	800.00	0.00	0.00	800.00	800.00	920.00	0.00	920.00	1062.32	6
4	Health & Medical Education	6	5990.86	2785.61	900.00	0.00	3685.61	3685.61	2948.00	330.50	3278.50	2305.25	7-8
5	Rural Development Department	1	419.64	160.29	0.00	259.35	160.29	419.64	190.00	80.00	270.00	0.00	9
6	J.N. Vidyalayas (Schools)	1	1461.63	713.68	0.00	0.00	713.68	713.68	938.00	0.00	938.00	747.95	10
7	District Development Commissioner	7	651.37	529.68	50.00	0.00	579.68	579.68	440.74	17.00	457.74	71.69	11
8	Social Welfare Department	1	325.00	10.00	0.00	0.00	10.00	10.00	0.00	0.00	0.00	315.00	12
	Grand Total	37	24668.45	12288.53	1232.00	<u>259.35</u>	13525.53	13784.88	12060.24	1274.50	13334.74	10883.57	

JAMMU AND KASHMIR PROJECTS CONSTRUCTION CORPORATION LIMITED
ABSTRACT SHOWING PHYSICAL AND FINANCIAL POSITION OF WORKS UNDER EXECUTION IN DISTRICT PULWAMA
ENDING JULY, 2017 (07/2017)

Rs. in Lacs

S. No.	Name of Department	Number of Works	Estimated Cost	Funds Received					Value of Work Done			Balance Funds	Page No.
				Cum. Ending 03/2017	During 2017-18	<u>Under Collection</u>	Cum. Ending 07/2017	Total Funds Released	Cum. Ending 03/2017	During 2017-18	Cum. Ending 07/2017		
1	R & B Department	2	2700.45	437.45	200.00	0.00	637.45	637.45	585.00	15.00	600.00	2063.00	1
3	Education Department	1	1217.10	1130.00	87.00	0.00	1217.00	1217.00	1205.00	3.00	1208.00	0.10	2
4	Health Department	4	2551.19	1592.41	200.00	0.00	1792.41	1792.41	1688.85	5.00	1693.85	758.78	3-4
5	Tourism Department	2	894.18	695.00	24.64	0.00	719.64	719.64	681.00	42.00	723.00	174.54	5
6	Consumer Affairs & Public Distribution Deptt.	1	538.66	340.94	0.00	0.00	340.94	340.94	410.00	0.00	410.00	197.72	6
7	Rural Development Department	1	444.00	0.00	0.00	398.95	0.00	398.95	0.00	15.00	15.00	45.05	7
8	Sports Department	1	382.57	0.00	95.50	0.00	95.50	95.50	0.00	0.00	0.00	287.07	8
	Grand Total	12	8728.15	4195.80	607.14	398.95	4802.94	5201.89	4569.85	80.00	4649.85	3526.26	

**Abstract showing Physical & financial position of works ending 07/2017 of
Jammu District.**

S. No	Name of Deptt.	No. of Schemes	Total Estimated Cost	Fund Received from Project Authority				Value of work done			Balance Funds	Page No.
				Cummu. ending 07/2017	During the year 2017-18	Funds in pipeline	Cummu. Ending 07/2017	Cummu. ending 02/2017	During the year 2017-18	Cummu. Ending 07/2017		
1	R&B Department	5	26613.72	2900.00	510.00	0.00	3410.00	3031.38	182.00	3213.38	23203.72	1 to 3
2	Judicial Department	3	16813.98	5976.53	0.00	0.00	5976.53	5824.17	72.00	5896.17	10837.45	4 to 8
3	Health Department.	9	12144.56	2741.50	1926.00	0.00	4667.50	1615.27	497.85	2113.12	7477.06	9 to 11
4	Education Department	10	10681.70	5894.63	176.92	400.00	6471.55	5649.27	396.54	6045.81	4210.15	12 to 14
5	IMPA Work	1	103.93	40.83	1.68	0.00	42.51	52.50	1.68	54.18	61.42	15
6	Revenue Department	2	275.79	70.00	54.54	0.00	124.54	24.00	30.00	54.00	151.25	16
7	Youth Services & Sports	1	1005.85	210.00	0.00	0.00	210.00	104.60	0.00	104.60	795.85	17 to 18
8	Sanik Welfare Board	1	180.00	168.90	11.10	0.00	180.00	180.00	0.00	180.00	0.00	19
9	PDD Department	2	946.00	425.00	5.00	0.00	430.00	142.64	60.50	203.14	516.00	20
10	Forest Department	1	902.06	603.54	105.00	0.00	708.54	635.00	70.00	705.00	193.52	21
11	MES Department	1	5.85	5.85	0.00	0.00	5.85	5.85	0.00	5.85	0.00	22
12	Estate Department	2	2198.82	500.00	48.00	0.00	548.00	304.72	107.55	412.27	1650.82	23
13	Social Welfare Deptt.	1	191.00	32.25	43.90	0.00	76.15	8.00	12.00	20.00	114.85	24
14	M&RE Department	1	32.40	14.08	0.00	0.00	14.08	7.00	13.00	20.00	18.32	25
	Total:-	40	72095.66	19583.11	2882.14	400.00	22865.25	17584.40	1443.12	19027.52	49230.41	

**Abstract showing Physical & financial position of works ending 07/2017 of
Udhampur District.**

S. No	Name of Deptt.	No. of Schemes	Total Estimated Cost	Fund Received from Project Authority				Value of work done			Balance Funds	Page No.
				Cummu. ending 07/2017	During the year 2017-18	Funds in pipeline	Cummu. Ending 07/2017	Cummu. ending 02/2017	During the year 2017-18	Cummu. Ending 07/2017		
1	Judicial Department	2	2462.00	2004.40	0.00	0.00	2004.40	1925.00	70.00	1995.00	457.60	26
2	Health Department.	2	2075.00	1482.02	375.00	0.00	1857.02	1537.00	40.00	1577.00	217.98	27
3	Technical Education	1	1300.00	600.00	56.50	0.00	656.50	220.00	40.00	260.00	643.50	28
	Total:-	5	5837.00	4086.42	431.50	0.00	4517.92	3682.00	150.00	3832.00	1319.08	

**Abstract showing Physical & financial position of works ending 07/2017 of
Reasi District.**

S. No	Name of Deptt.	No. of Schemes	Total Estimated Cost	Fund Received from Project Authority				Value of work done			Balance Funds	Page No.
				Cummu. ending 07/2017	During the year 2017-18	Funds in pipeline	Cummu. Ending 07/2017	Cummu. ending 02/2017	During the year 2017-18	Cummu. Ending 07/2017		
1	R&B department	2	1371.00	1011.65	0.00	0.00	1011.65	849.00	20.00	869.00	359.35	29
2	Health Department.	2	8536.00	2836.25	0.00	436.35	3272.60	2860.00	140.00	3000.00	5263.40	30 to 31
3	Education Department	2	1064.20	241.00	221.00	0.00	462.00	217.00	80.00	297.00	602.20	32
4	Technical Education	1	1300.00	1109.00	61.00	0.00	1170.00	1110.00	180.00	1290.00	130.00	33
5	Revenue Department	3	1778.26	708.46	200.00	0.00	908.46	555.00	100.00	655.00	869.80	34
6	Rural Development Department	2	652.00	9.00	0.00	0.00	9.00	0.00	0.00	0.00	643.00	35
7	Sports Department	1	382.57	0.00	0.00	0.00	0.00	0.00	5.00	5.00	382.57	36
	Total:-	13	15084.03	5915.36	482.00	436.35	6833.71	5591.00	525.00	6116.00	8250.32	

**Abstract showing Physical & financial position of works ending 07/2017 of
Kathua District.**

S. No	Name of Deptt.	No. of Schemes	Total Estimated Cost	Fund Received from Project Authority				Value of work done			Balance Funds	Page No.
				Cummu. ending 07/2017	During the year 2017-18	Funds in pipeline	Cummu. Ending 07/2017	Cummu. ending 02/2017	During the year 2017-18	Cummu. Ending 07/2017		
1	R&B Department	4	10824.32	333.32	247.68	0.00	581.00	503.39	485.00	988.39	10243.32	37 to 38
2	Health Department.	3	2628.80	2265.62	0.00	0.00	2265.62	2459.32	5.00	2464.32	363.18	39 to 40
3	Education Department	3	3980.33	1020.72	119.57	0.00	1140.29	745.00	245.00	990.00	2840.04	41
4	Exice Department	1	147.00	135.00	0.00	0.00	135.00	45.00	0.00	45.00	12.00	42
5	Technical Education	1	1300.00	1050.00	100.00	0.00	1150.00	999.67	300.33	1300.00	150.00	43
	Total:-	12	18880.45	4804.66	467.25	0.00	5271.91	4752.38	1035.33	5787.71	13608.54	

**Abstract showing Physical & financial position of works ending 07/2017 of
Samba District.**

S. No	Name of Deptt.	No. of Schemes	Total Estimated Cost	Fund Received from Project Authority				Value of work done			Balance Funds	Page No.
				Cummu. ending 07/2017	During the year 2017-18	Funds in pipeline	Cummu. Ending 07/2017	Cummu. ending 02/2017	During the year 2017-18	Cummu. Ending 07/2017		
1	Education Department	1	40.70	25.00	0.00	0.00	25.00	38.00	0.00	38.00	15.70	44
2	Technical Education	1	1300.00	1165.00	42.50	0.00	1207.50	1165.00	100.00	1265.00	92.50	45
	Total:-	2	1340.70	1190.00	42.50	0.00	1232.50	1203.00	100.00	1303.00	108.20	

**Abstract showing Physical & financial position of works ending 07/2017 of
Doda District.**

S. No	Name of Deptt.	No. of Schemes	Total Estimated Cost	Fund Received from Project Authority				Value of work done			Balance Funds	Page No.
				Cummu. ending 07/2017	During the year 2017-18	Funds in pipeline	Cummu. Ending 07/2017	Cummu. ending 02/2017	During the year 2017-18	Cummu. Ending 07/2017		
1	R&B Department	7	9854.19	5606.22	515.21	0.00	6121.43	5225.47	360.98	5586.45	3732.76	46 to 50
2	PMGSY Department	1	441.00	113.43	0.00	0.00	113.43	112.60	0.00	112.60	327.57	51
3	Health Department.	8	7621.80	6895.56	43.07	0.00	6938.63	5732.58	44.40	5776.98	683.17	52 to 57
4	Education Department	2	1642.00	405.00	15.00	0.00	420.00	135.82	53.03	188.85	1222.00	58
5	Technical Education	1	1300.00	600.00	0.00	0.00	600.00	0.34	61.94	62.28	700.00	59
6	JNV Work	1	1484.10	540.91	0.00	0.00	540.91	636.41	0.00	636.41	943.19	60 to 61
7	Fisheries Department	1	127.41	92.50	17.00	0.00	109.50	100.19	1.06	101.25	17.91	62
8	Youth Services & Sport Department	1	473.25	329.25	0.00	0.00	329.25	350.50	2.36	352.86	144.00	63
9	Judicial Department	1	1778.85	1741.00	0.00	0.00	1741.00	615.57	25.82	641.39	37.85	64
10	Power Dev. Corporation	1	3571.35	2221.37	1171.41	0.00	3392.78	2988.87	889.38	3878.25	178.57	65
11	Revenue Department	1	1661.00	1000.00	0.00	0.00	1000.00	538.03	35.79	573.82	661.00	66
12	MP LAD	1	279.00	175.00	0.00	0.00	175.00	142.43	18.38	160.81	104.00	67
	Total:-	26	30233.95	19720.24	1761.69	0.00	21481.93	16578.81	1493.14	18071.95	8752.02	

**Abstract showing Physical & financial position of works ending 07/2017 of
Kishtwar District.**

S. No	Name of Deptt.	No. of Schemes	Total Estimated Cost	Fund Received from Project Authority				Value of work done			Balance Funds	Page No.
				Cummu. ending 07/2017	During the year 2017-18	Funds in pipeline	Cummu. Ending 07/2017	Cummu. ending 02/2017	During the year 2017-18	Cummu. Ending 07/2017		
1	R&B Department	8	10073.08	3734.59	0.00	69.63	3804.22	3559.96	33.50	3593.46	6268.86	68 to 73
2	PMGSY Department	1	376.00	324.41	13.25	0.00	337.66	336.12	0.00	336.12	38.34	74
3	Health Department.	3	2265.09	225.47	400.00	0.00	625.47	189.66	10.00	199.66	1639.62	75 to 76
4	Education Department	4	1806.20	230.60	59.09	0.00	289.69	98.29	5.00	103.29	1516.51	77 to 78
5	Technical Education	1	1300.00	600.00	0.00	0.00	600.00	0.00	36.00	36.00	700.00	79
6	Revenue Department	1	4188.00	3741.34	0.00	0.00	3741.34	3411.95	0.00	3411.95	446.66	80
7	Sports Department	1	381.00	0.00	0.00	0.00	0.00	0.00	0.00	0.00	381.00	81
	Total:-	19	20389.37	8856.41	472.34	69.63	9398.38	7595.98	84.50	7680.48	10990.99	

**Abstract showing Physical & financial position of works ending 07/2017 of
Ramban District.**

S. No	Name of Deptt.	No. of Schemes	Total Estimated Cost	Fund Received from Project Authority				Value of work done			Balance Funds	Page No.
				Cummu. ending 07/2017	During the year 2017-18	Funds in pipeline	Cummu. Ending 07/2017	Cummu. ending 02/2017	During the year 2017-18	Cummu. Ending 07/2017		
1	Education Department	1	1350.00	610.00	0.00	0.00	610.00	406.57	50.48	457.05	740.00	82
2	Health Department.	3	2010.30	1339.85	38.38	0.00	1378.23	1026.30	23.94	1050.24	632.07	83 to 84
3	PHE Department.	1	155.00	30.00	10.00	0.00	40.00	36.84	0.00	36.84	115.00	85
	Total:-	5	3515.30	1979.85	48.38	0.00	2028.23	1469.71	74.42	1544.13	1487.07	

**Abstract showing Physical & financial position of works ending 07/2017 of
Poonch District.**

S. No	Name of Deptt.	No. of Schemes	Total Estimated Cost	Fund Received from Project Authority				Value of work done			Balance Funds	Page No.
				Cummu. ending 07/2017	During the year 2017-18	Funds in pipeline	Cummu. Ending 07/2017	Cummu. ending 02/2017	During the year 2017-18	Cummu. Ending 07/2017		
1	R&B Department	1	133.91	30.00	20.00	0.00	50.00	24.00	19.42	43.42	83.91	86
2	Health Department	1	365.57	52.82	0.00	0.00	52.82	50.00	0.00	50.00	312.75	87
3	Technical Education	1	1300.00	600.00	0.00	0.00	600.00	20.00	0.00	20.00	700.00	87
4	JNV Works	1	1112.42	741.27	0.00	0.00	741.27	750.96	0.00	750.96	371.15	88 to 90
	Total:-	4	2911.90	1424.09	20.00	0.00	1444.09	844.96	19.42	864.38	1467.81	

**Abstract showing Physical & financial position of works ending 07/2017 of
Rajouri District.**

S. No	Name of Deptt.	No. of Schemes	Total Estimated Cost	Fund Received from Project Authority				Value of work done			Balance Funds	Page No.
				Cummu. ending 07/2017	During the year 2017-18	Funds in pipeline	Cummu. Ending 07/2017	Cummu. ending 02/2017	During the year 2017-18	Cummu. Ending 07/2017		
1	R&B Department	3	3716.00	154.96	0.00	0.00	154.96	840.00	25.00	865.00	3561.04	91
2	Health Department.	4	5498.40	4113.30	30.00	0.00	4143.30	4033.75	6.00	4039.75	1355.10	92
3	Education Department	1	1150.90	1106.00	44.90	0.00	1150.90	1123.00	0.00	1123.00	0.00	93
4	B.GS.B University	3	1363.00	681.50	222.38	0.00	903.88	365.00	234.00	599.00	459.12	94
5	JNV Works	1	768.46	375.03	0.00	0.00	375.03	368.44	0.00	368.44	393.43	95
	Total:-	12	12496.76	6430.79	297.28	0.00	6728.07	6730.19	265.00	6995.19	5768.69	

138 182785.12 73990.93 6905.08 905.98 81801.99 66032.43 5189.93 71222.36 100983.13